

DEPARTMENT OF OTORHINOLARYNGOLOGY AND HEAD AND NECK SURGERY

1

The Department of Otorhinolaryngology and Head & Neck Surgery was established in 2018 with Annual intake of undergraduate students 150/ year till this date. From the academic year 2024-2025 Postgraduate course of MS Otorhinolaryngology has started in the department with annual intake of 03 seats /year.

2

Vision

We aim to be a centre of excellence in North Maharashtra for ENT and head and neck surgery, recognized for academic excellence, research, and advanced clinical care. Our commitment is to patient-centred treatment, integrating cutting-edge technology and innovative techniques. We also aim to improve patient care by meticulous line of techniques and advanced instruments which helps in dealing with debilitating cancer patients and implementation of advanced procedure like cochlear implant.

Key Components of the Vision:

1. Academic Excellence:

- To offer a robust and comprehensive education for undergraduate students (150 per year), fostering critical thinking, clinical skills, and research knowledge.
- To maintain a dynamic and progressive postgraduate program (3 students per year) that equips residents with the highest standards of expertise, hands-on experience, and academic understanding in ENT and Head Neck Surgery.

2. Integration of CBME (Competency-Based Medical Education) framework:

- Emphasize **core competencies**: clinical knowledge, surgical skills, diagnostic acumen, communication.

3. PG Teaching:

- Weekly seminars, journal clubs, case discussions, and surgical audits
- Hands-On Surgical Training - Stepwise surgical exposure: from basic to advanced ENT procedures.

- Interdisciplinary teaching: collaborations with radiology, oncology, audiology, neurology.
- Mandatory thesis with guidance on research methodology.
- Encourage participation in conferences, CME programs, and workshops

4. Clinical Excellence:

- Establish the department as a Centre of Excellence in the North Maharashtra region, offering specialized and state-of-the-art treatments for a wide range of ENT and head neck disorders.
- Provide a comprehensive range of diagnostic and therapeutic services, with a focus on cochlear implants for individuals with hearing impairments.

5. Research and Innovation:

- Promote cutting-edge research in ENT and head-neck surgery, particularly in areas such as cochlear implants, minimally invasive surgeries, and regenerative medicine.
- Develop collaborative partnerships with national and international research institutions to advance clinical practices and innovations in the field.

6. Community Impact:

- Provide accessible and high-quality healthcare services to underserved populations in the North Maharashtra region, particularly focusing on awareness and intervention for hearing loss and head/neck cancers.
- Empower local communities through outreach programs, early detection initiatives, and rehabilitation services for individuals with hearing impairment or other ENT conditions.

7. Holistic Care:

- Foster an environment of compassionate care, focusing not only on physical treatment but also on the psychological, social, and emotional well-being of patients and their families.
- Provide a multi-disciplinary approach to treatment, involving specialists in audiology, speech therapy, oncology, and rehabilitation to offer comprehensive care to our patients.




Mission

1. **Comprehensive Patient Care:** Deliver high-quality, patient-centred care across all areas of otorhinolaryngology, including prevention, diagnosis, and treatment of conditions affecting the ear, nose, throat, head, and neck.
2. **Research and Education:** Advance knowledge through clinical and translational research, and educate the next generation of ENT specialists.
3. **Innovation and Technology:** Continuously incorporate new technologies and treatment methods to provide the best care outcomes.
4. **Multidisciplinary Approach:** Collaborate with other medical specialties to provide comprehensive care for complex cases involving multiple systems.




Goals

1. **Provide Cutting-Edge Treatment:** Deliver the most advanced treatment options available for ENT disorders.
2. **Enhance Patient Outcomes:** Focus on improving the health and well-being of patients with effective treatment plans.
3. **Utilize Advanced Technologies:** Incorporate the latest technological advancements to improve surgical precision, diagnosis, and treatment outcomes.




List of Teaching Faculties




Sr. No.	Name of Faculty	Designation	Qualification	Total Teaching experience	Photo
1	Dr. Rajeshree Chaurpagar	Professor and Head	MS Otorhinolaryngology	23 years	
2	Dr. Akshay V. Sarode	Associate Professor	MS Otorhinolaryngology	11 years	
3	Dr. Lalit R. Rane	Assistant Professor	MS Otorhinolaryngology	3 years	

List of Senior Resident

Sr. No.	Name of Resident	Designation	Qualification	Photo
1	Dr. Vinod J. Pawar	Senior Resident	DORL	
2	Dr. Aniket Daund	Senior Resident	MS Otorhinolaryngology	 DAUND ANIKET RUSTUM
3	Dr. Dipika Oak	Senior Resident	MS Otorhinolaryngology	

List of Junior Residents

Sr. No.	Name of Resident	Designation	Qualification	Photo
1	Dr. Snehal Sawant	Junior Resident II	MBBS	
2	Dr. Yash Sisode	Junior Resident II	MBBS	
3	Dr. Kiran Gore	Junior Resident II	MBBS	

	4	Dr. Sakshi Pokharna	Junior Resident I	MBBS	
	5	Dr. Vivek Singh	Junior Resident I	MBBS	
	6	Dr. Sohini Choudhuri	Junior Resident I	MBBS	

5

List of Non-Teaching Staff

Sr. No.	Name	Post

6

Recent Activities by the Department

1. CME on Cochlear Implant surgery and recent advances.
2. CME on Cleft lip and palate surgery and recent advances.
3. World hearing day celebration.
4. CME on Cochlear Implant surgery and recent advances II.
5. Webinar on World Voice Day.

7

Facilities /Services offered by the Department

The Department of Otorhinolaryngology (ENT) typically offers a wide range of facilities and services aimed at the diagnosis, treatment, and management of conditions related to the ear, nose, throat, and related structures. Below is a detailed breakdown of the services that are commonly offered:

1. Outpatient Care:

- **Consultation Services:** Patients with disorders affecting the ear, nose, throat, head, and neck visit for consultation and diagnosis.
- **Diagnostic Testing:** Includes endoscopic examinations, hearing tests, and imaging (like CT scans).
- **Follow-up Care:** Regular monitoring of chronic conditions like chronic sinusitis, ear infections, and sleep apnoea.
- **Medication Management:** Prescribing and monitoring medications for various conditions, including antibiotics, antihistamines, steroids, and nasal sprays.

2. Inpatient Care:

- **Hospitalization:** For more severe cases or patients requiring surgery or intensive treatment.

- **Surgical Recovery:** Monitoring and support after surgeries, including post-operative care and management.
- **Long-term Care:** For conditions requiring extended monitoring or recovery, such as complex head and neck cancers.

3. Emergency Services:

- **Acute Care:** Treatment for acute conditions like sudden hearing loss, severe ear infections, facial trauma, bleeding from the nose or throat, or airway emergencies.
- **Trauma Management:** Emergency care for head, neck, and facial injuries, including fractures, bleeding, and airway obstruction.
- **Acute Laryngitis or Pharyngitis:** Management of sudden or severe throat infections, including those affecting the voice box.

4. Audiology and Speech Therapy:

- **Audiological Services:**
 - Diagnostic hearing tests (PTA, OAE, BERA).
 - Fitting and management of hearing aids and other assistive listening devices.
- **Speech Therapy:**
 - Speech-language assessment for conditions like stuttering, aphasia, voice disorders, and post-surgical rehabilitation.

5. Surgeries:

- **Ear Surgery:** Includes tympanoplasty (repair of the eardrum), mastoidectomy, and cochlear implant surgeries.
- **Nasal and Sinus Surgery:** For conditions like chronic sinusitis, nasal polyps, deviated septum, or endoscopic sinus surgeries.
- **Throat Surgery:** Includes surgeries for tonsils, adenoids, vocal cord disorders, and reconstructive surgeries.
- **Head and Neck Cancer Surgery:** Management of malignancies affecting the head and neck, including tumour removal, neck dissection.

6. Research:

- **Clinical Research:** Involves studies on new treatments for ENT conditions, such as new surgical techniques, medications, and therapies.
- **Basic Science Research:** Research into the mechanisms of ENT diseases and disorders, including studies on hearing loss, tinnitus, vocal cord disorders, and cancer.

- **Innovative Technologies:** Development and application of new diagnostic tools and treatments, such as robotics for surgeries or advancements in hearing aids and cochlear implants.

7. Education and Training:

- **Medical Education:** Training for medical students, residents, and fellows specializing in Otorhinolaryngology.
- **Continuing Medical Education (CME):** Workshops, seminars, and conferences for ongoing learning and skill updates for professionals in the field.
- **Public Awareness Programs:** Education for the general public on preventive measures, healthy hearing, and the importance of ear, nose, and throat health.
- **Specialist Training:** Programs to train specialists in specific areas, such as paediatric ENT care, head and neck surgery, or facial plastic surgery.

8. Speciality Clinics:

- Allergy Clinic
- Oral Malignancy Clinic
- Vertigo Clinic

ENT Department Data (April 2025 – March 2026)

1. OT Data

Month	Major OT	Minor OT	Emergency OT	Total OT
April 2025	24	16	3	43
May 2025	16	5	2	23
June 2025	17	4	2	23
July 2025	18	5	3	26
August 2025	17	5	2	24
September 2025	16	4	2	22
October 2025	18	6	3	27
November 2025	20	5	4	29
December 2025	19	5	3	27
January 2026	27	7	4	38
February 2026	25	8	3	36
March 2026	31	10	4	45
Grand Total	254	80	35	369

2. IPD Patients Data

Month	Male Admissions	Female Admissions	Total IPD Patients
April 2025	23	28	51
May 2025	16	15	31
June 2025	17	15	32
July 2025	18	16	34
August 2025	17	15	32
September 2025	15	15	30
October 2025	18	18	36
November 2025	19	18	37
December 2025	17	17	34
January 2026	23	22	45
February 2026	22	22	44
March 2026	27	26	53
Grand Total	232	227	459

3. Audiology and Speech Data

Month	PTA	Speech Therapy / Assessment	BERA	Total
April 2025	132	41	2	175
May 2025	140	44	3	187

June 2025	138	42	2	182
July 2025	146	46	4	196
August 2025	141	43	3	187
September 2025	136	42	2	180
October 2025	150	47	5	202
November 2025	156	49	4	209
December 2025	144	45	3	192
January 2026	128	38	2	168
February 2026	134	41	3	178
March 2026	119	36	2	157
Grand Total	1664	514	35	2213

4. Endoscopy Data

Month	Diagnostic Nasal Endoscopy	Video Laryngoscopy	Otoendoscopy	Total
April 2025	84	36	50	170
May 2025	90	40	54	184
June 2025	88	38	52	178
July 2025	96	44	58	198

August 2025	92	42	56	190
September 2025	86	40	52	178
October 2025	102	48	62	212
November 2025	108	50	66	224
December 2025	98	44	60	202
January 2026	114	52	70	236
February 2026	118	56	72	246
March 2026	78	34	46	158
Grand Total	1154	524	698	2376

FACILITIES AVAILABLE IN DFEPARTMENT

Technologies Mentioned:

1. **Coblator:**

- The Coblator is used for minimally invasive tissue removal or ablation in ENT surgeries. It uses radiofrequency energy to convert saline solution into a plasma field that removes tissue without causing thermal damage to surrounding areas, resulting in less pain and quicker recovery times for patients.

2. **Navigation System:**

- Surgical navigation systems, especially in ENT surgery, provide real-time imaging and 3D mapping to guide surgeons during complex procedures (like sinus or skull base surgery). They help in precise targeting and improving surgical outcomes, reducing risks, and enhancing patient safety.

3. **Nerve Monitor System:**

- Nerve monitoring systems are used during surgeries to detect and monitor the function of critical nerves, such as the facial nerve, to avoid unintentional damage. This technology helps surgeons ensure nerve preservation during delicate procedures, improving patient outcomes.

4. **High-End Endoscopy System:**

- Advanced endoscopy systems are essential for non-invasive diagnosis and treatment of ENT conditions. These systems use high-definition cameras and lighting for better visualization of the ear, nose, throat, and upper airways, allowing for more accurate diagnosis and less invasive procedures.

5. **Zeiss Microscope:**

- The Zeiss microscope is often used in ENT surgeries for high-precision and magnified visualization of delicate structures, especially in ear, nose, and throat surgeries. This equipment enhances surgical precision, providing greater detail during procedures like tympanoplasty (eardrum repair) or sinus surgery.

6. The **Medtronic microdebrider** system:

- It is paired with a power drill, allows surgeons to perform delicate procedures with precision and control. The **power drill** acts as the driving mechanism for the microdebrider, providing the rotational force needed for the device's blade to function.

List of Publications and Research (Faculty wise)

Name of the Author	Sr. No.	Publication in Vancouver Style	Indexing System
Dr. Rajeshree Chaurpagar	1	Premalignant lesion of oral cavity in Indian study population	Index Copernicus
	2	A clinicopathological evaluation of premalignant correlation of oral cavity: A hospital-based study	Index Copernicus
	3	Study of correlation between risk factors & premalignant lesion of oral cavity in Indian population	Index Copernicus
	4	A cross sectional study of clinical profile of deaf-mute children at tertiary care centre	Indian Citation Index
	5	Clinicoepidemiological study of acute invasive fungal rhinosinusitis in a tertiary care centre	Indian Citation Index
	6	Clinicoepidemiological Study of Intracranial extension of rhinoorbitalcerebral mucourmycosis in a tertiary care hospital	Google Scholar
	7	Study of clinicoepidemiology & surgical complications in Acute invasive fungal rhinosinusitis	Scopus
	8	Screening of smell & Taste sensation in mild to moderate COVID 19 cases: An emergency symptom? Prospective study	PubMed
	9	A Retrospective study on diagnostic triad and multifactorial causation of fungal rhinosinusitis in the era of COVID -19	PubMed

	Dr. Akshay Sarode	1	Recent trends in the management of invasive fungal rhino sinusitis MedPulse International Journal of ENT. June 2020; 14(3): 48-51.	Index Copernicus
		2	Endonasal dacryocystorhinostomy: evaluation of the anatomical and functional results Int J Otorhinolaryngol Head Neck Surg. 2020 Mar;6(3):519-526	Index Copernicus
		3	Evaluation of Anatomical Variations in Maxillary Sinus and Management of Chronic Sinonasal Disease J Evolution Med Dent Sci / eISSN - 2278-4802, pISSN - 2278-4748 / Vol. 10 / Issue 38 / Sept. 20, 2021	Index Copernicus
	Dr. Lalit Rane	1	Use of Paediatric Early Warning Signs in Febrile Patients Visiting Emergency Room to Predict the Need for Critical Care Admission	Scopus
		2	Transverse Abdominis Block versus Ilioinguinal Nerve Block in Adult Inguinal Hernia Surgeries: An Analytical Comparison of Analgesic Efficacy and Adverse Effects	Embase
		3	SCREEN TIME AND ITS EFFECTS ON SLEEP PATTERNS IN EARLY ADOLESCENTS	Scopus
		4	The Effect of Socio-Demographic Characteristics of Pregnant Mothers on Fetal Outcomes	Embase
		5	A Comparative Study of Haemodynamic Stability between Transverse Abdominis Block and Ilioinguinal Nerve Block in Adult Inguinal Hernia Surgeries	Scopus
		6	Correlation between Maternal and Neonatal Anthropometric Parameters-A Cross Sectional Study	Scopus

9 **Achievements/ Awards**

10 **Photo Gallery**


--



Medtronic
Microdebrider & Powerdrill



Navigation
System



Navigation
Probes



Nerve
Stimulator
Coblator

